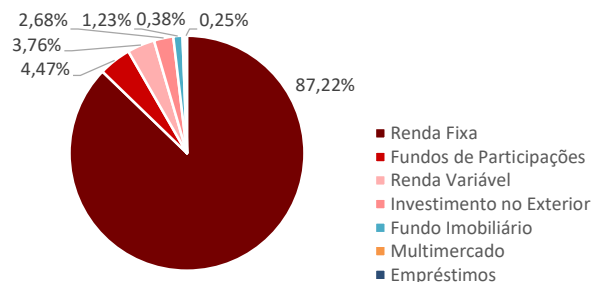


Características



Política de Investimentos: Investe os recursos, principalmente, em cotas de fundos que atuam em diversos mercados, sem o compromisso de concentração em fator de risco específico.

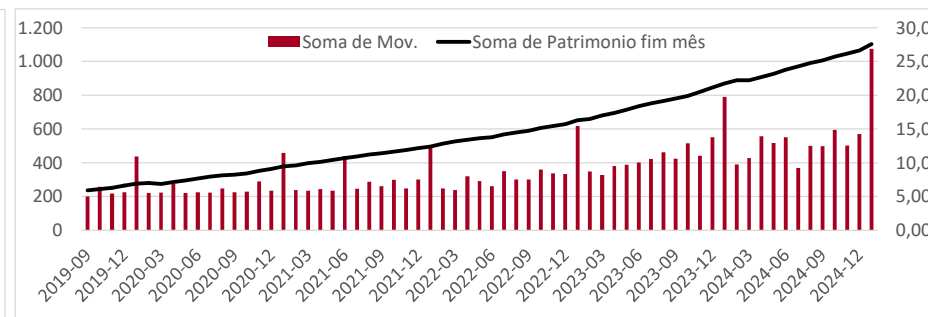
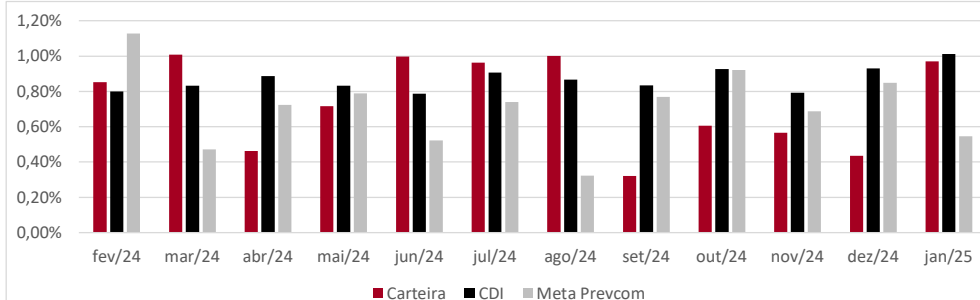
Retorno (%)	Ano	12 meses	24 meses
Carteira	0,97%	9,27%	22,29%
CDI	1,01%	10,93%	25,20%
IPCA	0,16%	4,56%	9,27%
Meta Prevcom	0,55%	8,80%	18,22%
IMA-B5	1,88%	7,43%	19,61%
Poupança	0,67%	7,12%	15,59%
IBOVESPA	4,86%	-1,27%	11,20%
MSCI World	-2,58%	40,88%	57,50%
MSCI Europe	0,58%	24,85%	30,08%

Meta Prevcom:
 IPCA+5% até 04/20
 IPCA+4% até 12/24
 IPCA+4,5% 2025

* Cf. MP 567/12

Gráficos

Retorno Mensal - Últimos 12 meses



Retorno Mensal (%)	jan/25	dez/24	nov/24	out/24	set/24	ago/24	jul/24	jun/24	mai/24	abr/24	mar/24	fev/24
Carteira	0,97%	0,44%	0,57%	0,61%	0,32%	1,00%	0,96%	1,00%	0,72%	0,46%	1,01%	0,85%
CDI	1,01%	0,93%	0,79%	0,93%	0,84%	0,87%	0,91%	0,79%	0,83%	0,89%	0,83%	0,80%
IPCA	0,16%	0,52%	0,39%	0,56%	0,44%	-0,02%	0,38%	0,21%	0,46%	0,38%	0,16%	0,83%
Meta Prevcom	0,55%	0,85%	0,69%	0,92%	0,77%	0,32%	0,74%	0,52%	0,79%	0,72%	0,47%	1,13%
IMA-B5	1,88%	-0,28%	0,36%	0,74%	0,40%	0,59%	0,91%	0,39%	1,05%	-0,20%	0,77%	0,59%
Poupança	0,67%	0,58%	0,57%	0,60%	0,57%	0,57%	0,57%	0,54%	0,59%	0,60%	0,53%	0,51%
IBOVESPA	4,86%	-4,28%	-3,12%	-1,60%	-3,08%	6,54%	3,02%	1,48%	-3,04%	-1,70%	-0,71%	0,99%
MSCI World	-2,58%	-0,45%	9,45%	3,90%	-2,06%	2,40%	3,59%	8,10%	5,64%	-0,45%	3,25%	4,74%
MSCI Europe	0,58%	-0,25%	2,83%	-0,27%	-3,38%	3,61%	3,98%	3,53%	5,51%	1,01%	3,58%	2,01%

Composição da Carteira														Retorno Nominal em % Retorno Relativo ao índice de referência	
Performance dos Fundos em Carteira															
Nome	Índice ref.	% PL	Início	Nominal	Mês Relativo	Nominal	Ano Relativo	Nominal	12 meses Relativo	Início do investimento Nominal	Relativo	Volatilidade	Patrimônio R\$ milhões		
Bela Cintra FI RF	Meta Prevcom	19,90%	13/nov/13	0,88%	0,33%	0,88%	0,33%	9,54%	0,73%	250,07%	38,42%	0,48%	R\$	223,31	
Itaú Inst Global Dinâmico RF	CDI	11,69%	20/fev/20	0,98%	96,82%	0,98%	96,82%	10,96%	100,34%	54,59%	105,45%	0,57%	R\$	131,22	
Itaú Institucional RF Referenciado DI	CDI	6,37%	15/fev/24	1,05%	103,20%	1,05%	103,20%			10,78%	102,61%	0,06%	R\$	71,53	
Itaú Institucional Optimus RF LP FICFI	CDI	5,83%	29/abr/22	0,80%	78,97%	0,80%	78,97%	12,70%	116,19%	38,85%	102,87%	0,77%	R\$	65,46	
Itaú Inst RF Inflação 5 FICFI	IMA-B5	5,12%	19/jun/19	1,86%	-0,02%	1,86%	-0,02%	7,23%	-0,20%	58,08%	-1,69%	2,20%	R\$	57,45	
Sul America Cred Institucional ESG FI F	CDI	4,16%	21/jun/23	1,15%	113,23%	1,15%	113,23%	12,67%	115,97%	23,80%	123,29%	0,29%	R\$	46,71	
Bradesco RF Referenciado DI Federal E	CDI	4,01%	12/ago/24	1,03%	101,36%	1,03%	101,36%			5,04%	97,69%	0,05%	R\$	45,05	
Santander RF Ref DI Tit Público Hiper	CDI	3,92%	21/nov/24	1,06%	105,07%	1,06%	105,07%			2,21%	99,80%	0,06%	R\$	44,04	
BNP Paribas Cred Inst FICFI RF CP LP	CDI	3,43%	11/out/23	1,09%	107,74%	1,09%	107,74%	11,51%	105,35%	15,76%	106,90%	0,08%	R\$	38,44	
Itaú Institucionais Legend RF LP FC	CDI	2,97%	02/out/19	0,92%	90,75%	0,92%	90,75%	13,50%	123,58%	64,46%	118,26%	1,43%	R\$	33,30	
Porto Seguro RF DI CP	CDI	2,82%	18/jul/24	1,07%	0,06%	1,07%	105,74%	0,00%	0,00%	5,99%	102,11%	0,12%	R\$	31,68	
Itau Inst BOV11 FIC FIA	Ibovespa	2,71%	04/ago/23	4,89%	0,03%	4,89%	0,03%	-0,70%	0,56%	6,49%	0,94%	13,79%	R\$	30,42	
BTGP Economia Real FIP Multi	IPCA+6,5%	2,23%	19/out/20	-0,17%	-23,87%	-0,17%	-0,88%	2,54%	-8,84%	108,09%	36,29%		R\$	25,08	
XP Corporate Light FI RF CP LP	CDI	2,16%	24/jan/23	1,06%	104,84%	1,06%	104,84%	11,75%	107,53%	27,25%	106,81%	0,27%	R\$	24,25	
MAG Renda Fixa FI	CDI	1,88%	13/set/23	1,16%	114,87%	1,16%	114,87%	10,91%	99,82%	16,08%	101,53%	0,24%	R\$	21,04	
Sul América Excellence FI RF CP	CDI	1,82%	24/jan/23	1,09%	107,62%	1,09%	107,62%	12,16%	111,27%	28,10%	110,14%	0,17%	R\$	20,37	
BTG Pactual Créd Corp I FIQFI RF CP	CDI	1,71%	30/ago/21	1,18%	116,78%	1,18%	116,78%	12,56%	114,91%	52,02%	114,09%	0,26%	R\$	19,22	
Vot Allianzgi Euro Eq Growth FIM IE	MSCI Europe	1,61%	22/mai/19	1,33%	0,76%	1,33%	0,76%	20,82%	-4,04%	104,47%	13,56%	17,79%	R\$	18,10	
LFT	CDI	1,49%	05/dez/23	0,70%	69,52%	0,70%	69,52%	9,72%	88,93%	11,76%	91,53%		R\$	16,70	
Itaú Soberano RF Simples LP FICFI	CDI	1,45%	02/set/19	1,03%	101,76%	1,03%	101,76%	10,85%	99,30%	54,36%	98,37%	0,04%	R\$	16,26	
Bradesco Inst FIC FI RF IMA-B5	IMA-B5	1,44%	16/ago/23	1,85%	-0,03%	1,85%	-0,03%	7,07%	-0,36%	10,79%	-0,52%	2,23%	R\$	16,20	
BTG Pactual Explorer Inst FI RF LP	CDI	1,41%	13/mar/24	1,05%	103,92%	1,05%	103,92%			7,01%	72,77%	1,25%	R\$	15,82	
Capitânia Premium FIC FIRF CP LP	CDI	1,31%	04/jun/21	0,68%	66,83%	0,68%	66,83%	9,05%	82,81%	45,52%	96,65%	1,07%	R\$	14,69	
Inter Corporate RF Crédito Privado	CDI	1,13%	15/mai/24	1,04%	102,80%	1,04%	102,80%			7,89%	101,76%	0,06%	R\$	12,69	
Schroder Sustent Ações Globais IS IE	MSCI World	1,07%	24/mai/24	-1,01%	1,57%	-1,01%	1,57%	0,00%	0,00%	21,10%	-4,33%	16,83%	R\$	11,96	
Santander RF IMA-B5 Premium FICFI	IMA-B5	0,79%	18/dez/23	1,86%	-0,02%	1,86%	-0,02%	7,18%	-0,26%	8,42%	-0,29%	2,20%	R\$	8,89	
AZ Quest Small Mid Caps Inst. FICFIA	SMLL	0,77%	09/jun/20	2,79%	-3,33%	2,79%	-3,33%	3,85%	18,72%	16,15%	35,13%	10,16%	R\$	8,68	
BTG Pactual Inv de Impacto FIP Mult	IPCA+6,5%	0,70%	30/ago/21	-0,52%	-1,23%	-0,52%	-1,23%	13,05%	1,67%	21,60%	-28,50%	22,26%	R\$	7,91	
Pátria Private Equity Fund VII Feeder II	IPCA+7%	0,46%	28/set/23	-0,11%	-0,86%	-0,11%	-0,86%	17,99%	6,08%	15,10%	-1,10%		R\$	5,11	
Rio Bravo Renda Varejo FII	IFIX	0,45%	20/dez/23	-9,16%	-6,09%	-9,16%	-6,09%	-20,58%	-11,20%	-19,61%	-13,63%		R\$	5,09	
VBI Prime Properties FII	IFIX	0,44%	20/dez/23	-5,78%	-2,71%	-5,78%	-2,71%	-24,53%	-15,14%	-22,72%	-16,75%		R\$	4,89	
Tivio Banks RF Crédito Privado FI	CDI	0,40%	10/nov/23	1,01%	0,00%	1,01%	99,67%	11,33%	103,71%	14,22%	104,03%	0,06%	R\$	4,49	
BTG Pactual Economia Real II FIPM CL/	IPCA+8%	0,40%	04/mai/23	-0,92%	-110,15%	-0,92%	-1,76%	1,53%	-11,43%	-17,36%	-39,65%		R\$	4,49	
Spectra VI Institucional FIP Multiestrat	IPCA+8%	0,39%	31/mar/23	-0,77%	-1,61%	-0,77%	-1,61%	-0,61%	-13,57%	41,29%	17,43%		R\$	4,39	
Capitânia Reit Inst Fc FIM CP	IFIX	0,38%	25/jun/19	-2,01%	1,06%	-2,01%	1,06%	0,71%	10,10%	51,38%	35,12%	3,73%	R\$	4,24	
Fator Verita Multiestratégia Imobiliári	IFIX	0,34%	22/jul/24	-5,47%	-2,40%	-5,47%	-2,40%	0,00%	0,00%	-33,46%	-22,54%		R\$	3,86	
Vinci Selection Equities FIA	Ibovespa	0,28%	30/nov/22	4,28%	-0,58%	4,28%	-0,58%	-4,47%	-3,20%	4,47%	-7,66%	13,41%	R\$	3,15	
Carteira de Empréstimos	CDI	0,25%	05/dez/23	0,70%	69,52%	0,70%	69,52%	9,72%	88,93%	11,76%	91,53%		R\$	2,78	
Perfin Voyager FIP Infra	IPCA+6%	0,16%	13/jun/24	0,10%	-0,57%	0,10%	-0,57%			56,43%	49,94%	66,63%	R\$	1,82	
Vinci Partners IV Feeder	IPCA+6%	0,11%	25/abr/24	7,52%	6,85%	7,52%	6,85%			-1,96%	-9,91%		R\$	1,25	
BTG Pactual Infraestrutura III FIP Mult	IPCA+8%	0,01%	02/jul/24	-10,50%	-11,34%	-10,50%	-11,34%			-43,92%	-51,11%		R\$	0,17	
Patrimônio Total:													R\$	1.122,18	